

FOUNDATION SUPPORTWORKS™

SMARTJACK™ SYSTEM



Foundation Supportworks™ stabilizes settling columns or sagging beams and floor joists in a crawl space with our proven, engineered SmartJack™ system.

STABILITY. SECURITY. INTEGRITY.

SmartJack™ System

About

FOUNDATION SUPPORTWORKS™

FOUNDATION
SUPPORTWORKS™



Omaha, Nebraska




Seymour, Connecticut

▶ **Foundation Supportworks™** is a network of the most experienced and knowledgeable foundation repair contractors in North America. With dealers from coast to coast, Foundation Supportworks™ is focused on training, gathering, and sharing the best practices in the industry – so your authorized dealer is operating with the resources of literally hundreds of years of combined experience.

Engineered to Perform – Foundation Supportworks™ has both geotechnical and structural engineers on staff for product design, dealer support, and quality assurance of our products. Each dealer is authorized, trained, and certified by Foundation Supportworks™.

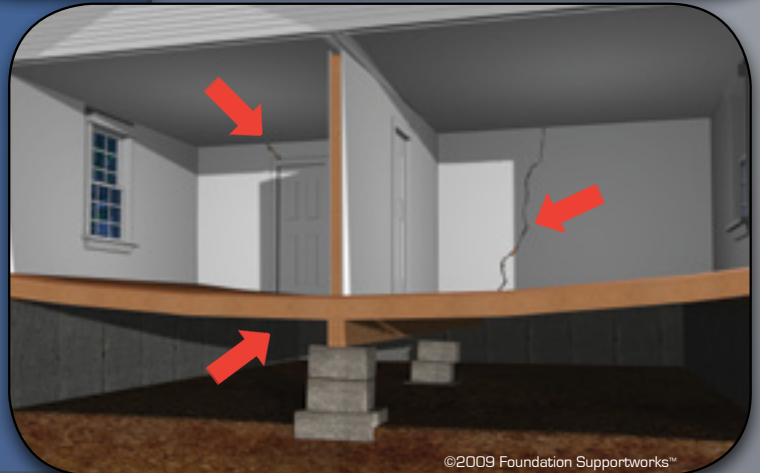
What This Means for You – You can rest assured that you will get a quality, safe, secure repair to your foundation – holding up your biggest investment!

Foundation Supportworks™ has major dealer support facilities in Omaha, Nebraska and Seymour, Connecticut.



Causes of **SAGGING BEAMS or FLOOR JOISTS** in a **CRAWL SPACE**

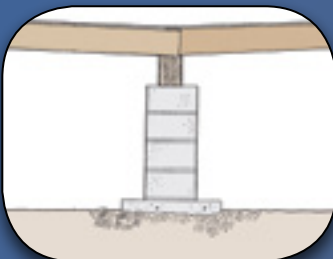
▶ Structural problems, such as settling columns or sagging beams and floor joists, are common within a crawl space. Settling of columns in a crawl space is most often caused by weak foundation soils. Over time, these soils shift and settle with changes in moisture content and density, causing movement of the columns and the beams above. Sagging beams and floor joists are often the result of improper spacing of existing pier columns, effectively overloading beams and causing them to bend and sag. Excess moisture and wood rot can also cause beams and joists to weaken over time.



©2009 Foundation Supportworks™

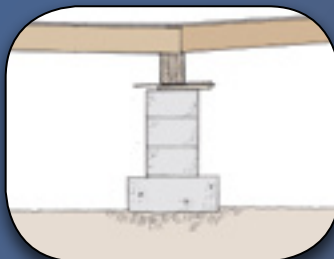
OPTIONS FOR REPAIR

Less desirable, alternative methods



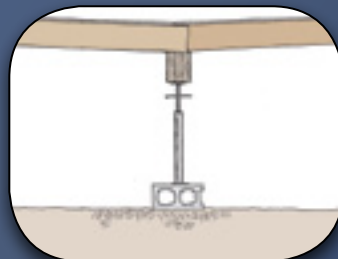
Concrete Columns

- Not adjustable
- May need to be shimmed later
- Time consuming: must wait for concrete to cure



Additional Shimming

- Temporary fix – will have to continue to be shimmed
- Cannot lift floors & walls
- Damages will recur



Light-duty Jack Post

- Very limited capacities
- Difficult to adjust
- Doesn't address weak foundation soils

The **PROVEN SOLUTION**

FOUNDATION
SUPPORTWORKS™

▶ The SmartJack™ System from Foundation Supportworks™ will level and stabilize the existing beams and floor joists in your crawl space. A solid base of engineered fill addresses problems with weak foundation soils by effectively transferring the load to competent strata. Industrial strength,

galvanized steel columns are secured to the beams or joists in your crawl space. A heavy-duty, threaded rod allows for adjustment and a custom fit for each SmartJack™ System that is installed. The SmartJack™ is made from high-strength steel components and provides the best opportunity to lift the above floors and walls back to their original, level position.




©2009 Foundation Supportworks™

SmartJack™
Crawl Space Stabilizer

Foundation Supportworks™

ADVANTAGES

- Ability to install in tight conditions where height or access is limited
- Can usually be installed in less than one day
- Engineered footing effectively transfers load to existing soils
- No messy concrete or curing time required
- System is galvanized for corrosion-resistance
- Can be installed in conjunction with a crawl space liner
- Immediate stabilization and results
- Can support vertical loads exceeding 60,000 lbs.
- Restores property value



Steps to a
SAFE & SECURE
Crawl Space



STEP 1

Hole is excavated & footing base is prepared with engineered fill.



STEP 2

The pre-cast footing is set in place and leveled.



STEP 3

Galvanized steel tube is cut to the appropriate length.



STEP 4

The steel column and components are assembled and connected to the beam or floor joists.



STEP 5

The SmartJack™ System is tightened into place, stabilizing the beams and potentially lifting the above floors and walls back to level.



STEP 6

The SmartJack™ System can also be installed in conjunction with a crawl space liner.

Restore Your
PROPERTY VALUE

► Real Estate professionals tell us that today, more than ever, it is difficult to sell a home with a structural foundation problem. Left untreated, a home's value may have to be discounted significantly to sell, often by much more than the cost of Foundation Supportworks™ SmartJack™ System. Therefore, in most cases, you are saving money by addressing your foundation problem now.

You can rest assured that your crawl space piers are stable. Foundation Supportworks™ SmartJack™ System comes with a 25 year warranty against manufacturing defects and a performance warranty from your local dealer. Ask your local dealer for details.



Authorized Dealer of **FOUNDATION SUPPORTWORKS™**

SmartJack™ System